

C O O L S

CONTEMPORARY OBJECTS OF LOVE



INSTRUCTION MANUAL  
CAPRI

## SPECS

---

### CHAIR COLOR

black or white

---

### MATERIAL

stainless steel

---

### DIMENSIONS

width 53 cm, depth 60 cm, height 86 cm / 45 cm

---

### TECHNICAL INFOS

stackable (max 4), plastic gliders mounted

---

## PARTS



### CHAIRS

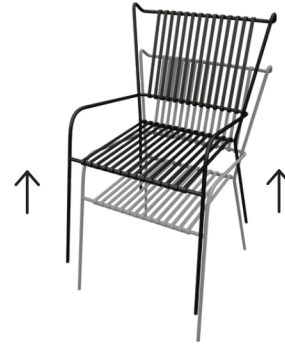
1 or 2 chairs

---

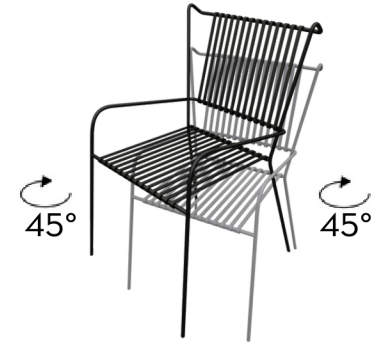
## UNPACKING - UNSTACKING

- [!] Two chairs are best lifted by two people
- [!] Hold the armrest of the lower chair to lift the chairs out of the carton box
- [!] Make sure to support the backrest while lifting, as the chairs are heavier at the back

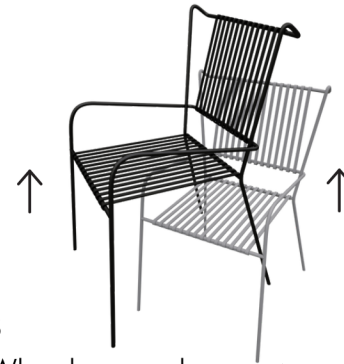
## STEPS



- 1  
Place chairs on stable ground.  
Grab the upper chair by the armrest and lift ca. 5cm.



- 2  
Rotate the upper chair 45° away from the lower chair by pulling it a bit towards you at the same time.

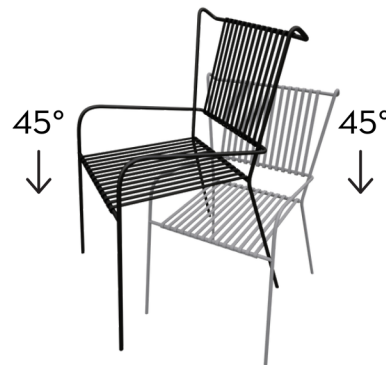


- 3  
When the upper chair is at 45° to the lower chair, pull up and out.

# STACKING

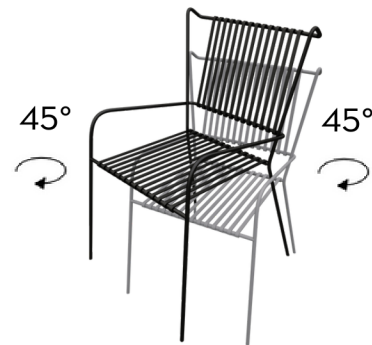
[!] If you want to stack the chairs, e.g. for storage, we recommend protecting armrests and legs to avoid damage to the coating.

## STEPS



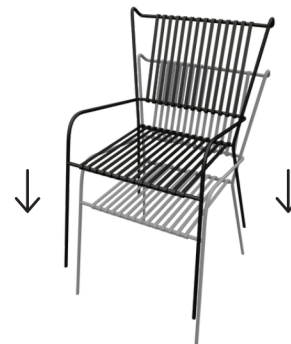
1

Place one chair on stable ground. lift the second and insert back legs at a 45° angle to the seat of the lower chair.



2

Lower the chair half way and rotate 45° towards the other, so the backrests are parallel.



3

Gently push down and let chair rest on top of the other.

CAPRI COLLECTION

COOLS | Contemporary Objects Of Love

Maybachufer 21

12047 Berlin

Germany

VAT registration number: DE325614451

P +49 30 47059806

[www.coolscollection.com](http://www.coolscollection.com)

[hello@coolscollection.com](mailto:hello@coolscollection.com)

All rights reserved.